



UBAM - GLOBAL CONVERTIBLE BOND

Class IHC CHF (capitalisation share)

Factsheet | March 2024
For qualified investors only

FUND CHARACTERISTICS

Legal form	UBAM is a Luxembourg SICAV (UCITS, Part I of the Luxembourg law of 17/12/2010)
Fund domicile	LUXEMBOURG
SFDR Classification	Art. 8
Currency	CHF
NAV	110.26
Duration	3.45
Equity sensitivity	47.87 %
Fund's AUM	EUR 175.55 mio
Track record since	05 March 2014
New sub-manager since	01 December 2018
Minimum investment	-
Subscription	Daily
Redemption	Daily
Management fee	0.65 %
Number of holdings	119
ISIN	LU0940717472
Telekurs	21623533
Bloomberg ticker	UBGCIHC LX
Index	Refinitiv Convertible Global Hedged - RI - H - CHF

SPECIFIC RISKS

Counterparty risk, credit risk, emerging markets risk, ESG and sustainability risk, liquidity risk

Further information on the fund's potential risks can be found in the prospectus or in the Key Investor Information Documents or Key Information Documents available on www.ubp.com. Any capital invested may be at risk and investors may not get back some or all of their original capital.

	Fund	Index
ESG Quality Score	6.72	6.19
Environmental	6.12	5.74
Social	4.88	4.68
Governance	5.97	5.79
Weighted Average Carbon Intensity*	142.70	273.21

Source: ©2024 MSCI ESG Research LLC - Reproduced by permission.
*(tons CO2e/\$M Sales)

COMPARTMENT INVESTED IN GLOBAL CONVERTIBLE BONDS

ABOUT THE FUND

The Fund seeks to grow capital and generate income by investing primarily in convertible bonds or equivalent with a minimum rating of B- (S&P or FITCH) or B3 (Moody's) or an equivalent internal rating determined by the Investment Manager. The Fund is actively managed.

The currency risk is limited to 10% of the net assets of the Fund.

The Fund promotes environmental (E) and social (S) characteristics while investing in companies with good governance practices. It aims to obtain an average Environmental, Social and Governance (ESG) rating which is higher than that of the Refinitiv Global Hedged Convertible Bond Index (EUR) (the "Benchmark") and a lower carbon footprint (as measured by the weighted average carbon intensity).

The sustainability strategy is based on 2 main components:

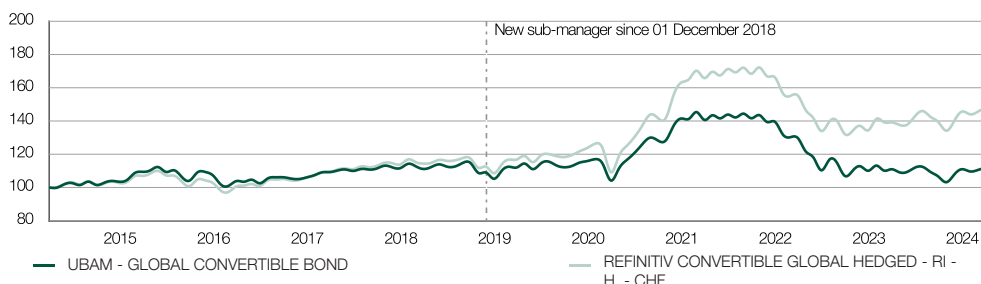
- ESG exclusion criteria (negative screening);
- ESG inclusion approach (positive screening).

A qualitative sustainability analysis is performed on each selected security and is based on the assessment of climate climate risk, environmental strategy, social capital and corporate governance.

Calculations of the ESG score/rating of the Fund are carried out only on bonds within the portfolio.

The ESG analysis covers at least 80% of the Fund's portfolio.

PERFORMANCE EVOLUTION CHF (NET OF FEES)



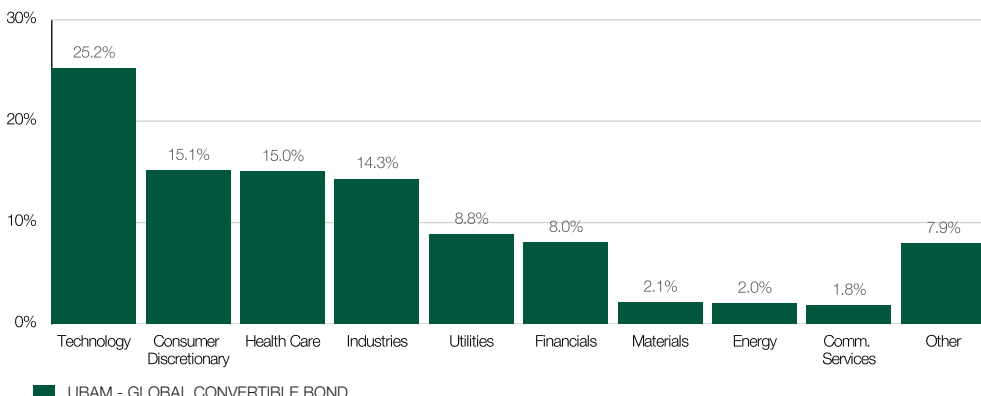
Performance over 10 years or since inception. Source of data: UBP. Exchange rate fluctuations can have a positive or a negative impact on performance. Past performance is not a reliable indicator of future results. The value of investments can fall as well as rise.

PERFORMANCE HISTORY CHF (NET OF FEES)

	March 2024	YTD	2023	2022	2021	2020	2019
UBAM - GLOBAL CONVERTIBLE BOND	1.36 %	0.83 %	0.84 %	-21.12 %	-1.39 %	22.07 %	10.17 %
REFINITIV CONVERTIBLE GLOBAL HEDGED - RI - H - CHF	1.94 %	1.76 %	8.35 %	-19.15 %	1.92 %	31.71 %	14.11 %
	3 months	6 months	1 year	3 years	5 years	10 Years	Since inception
UBAM - GLOBAL CONVERTIBLE BOND	0.83 %	5.08 %	0.85 %	-20.42 %	-0.18 %	11.87 %	10.26 %
REFINITIV CONVERTIBLE GLOBAL HEDGED - RI - H - CHF	1.76 %	6.44 %	6.53 %	-10.60 %	26.79 %	48.24 %	46.62 %

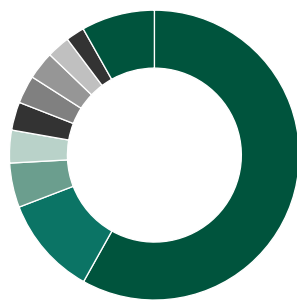
Since launch. Source of data: UBP. Exchange rate fluctuations can have a positive or a negative impact on performance. Past performance is not a reliable indicator of future results. The value of investments can fall as well as rise. Past performance figures are stated in the currency of the share class and calculated with dividends reinvested; they are free of ongoing charges. The calculation does not take into account sales commissions and other fees, taxes and applicable costs to be paid by the investor. For example, with an investment of EUR 100, the actual investment would amount to EUR 99 in the case of an entrance fee of 1%. At investor level, additional costs may also be incurred (e. g. front-end load or custody fee charged by the financial intermediary).

SECTOR BREAKDOWN



Source of data: UBP

COUNTRY BREAKDOWN



Source of data: UBP

MAIN HOLDINGS

Asset	Sector	Fund weight	Index weight
U ACCESS - CHINA CONVERTIBLE BD ZC		2.8%	
UBAM EUROPEAN CV BD I C EUR		2.6%	
AKAMAI TECHNOLOGIES INC	Information Technology	2.3%	
BENTLEY SYSTEMS INCORPORATED	Information Technology	2.3%	
DEXCOM INC	Health Care	2.2%	
UBER TECHNOLOGIES INC	Industrials	1.9%	
IBERDROLA FINANZAS SAU	Utilities	1.8%	
CATHAY PACIFIC FINANCE III LTD	Financials	1.8%	
CELLNEX TELECOM SA	Communication Services	1.8%	
ON SEMICONDUCTOR CORP	Information Technology	1.8%	

Source of data: UBP

PORTFOLIO COMPOSITION - MONTHLY EVOLUTION

	March	February	January	December	November
Weight of the top ten holdings	21.11 %	20.65 %	20.21 %	20.77 %	22.50 %
Number of holdings	119	116	115	116	115

Source of data: UBP

ADMINISTRATION

Management Company

UBP Asset Management (Europe) S.A., 287-289, route d'Arlon, L-1150 Luxembourg

General distributor, Swiss representative and Swiss paying agent

Union Bancaire Privée, UBP SA, 96-98 rue du Rhône, CH-1211 Geneva 1

Administrative agent, registrar and transfer agent

CACEIS Bank Luxembourg Branch, 5, allée Scheffer, L-2520 Luxembourg

Custodian bank

BNP Paribas S.A. Luxembourg Branch
60 avenue J.F. Kennedy, L-1855 Luxembourg

Auditor

Deloitte Audit S.à.r.l, 20 Boulevard de Kockelscheuer, L-1821 Luxembourg

Legal form

UBAM is a Luxembourg SICAV (UCITS, Part I of the Luxembourg law of 17/12/2010)

REGISTRATION AND DOCUMENTATION

Countries where Distribution is Authorised

Depending on the country, certain share classes may or may not be registered for public distribution. The registered share classes are recorded in a Key Investor Information Document (KIID). Investors are invited to inform themselves about the registered share classes or to request copies of the relevant KIIDs from the fund's headquarters, the general distributor (Union Bancaire Privée, UBP SA, Geneva), or from the local representative for their country.

Registered office	UBP Asset Management (Europe) S.A., 287-289, route d'Arlon, L-1150 Luxembourg
Representatives	
Austria	Erste Bank der Österreichischen Sparkassen AG, 21 Graben, A-1010 Wien
Belgium	Caceis Belgium Fund Administration Service & Technology Network Belgium, Avenue du Port 86 C, b320, B-1000 Bruxelles
France	Caceis Bank, 1-3, Place Valhubert, F-75206 Paris Cedex 13
Italy	State Street Bank S.p.A., con sede legale in Via Ferrante Aporti, 10, 20125 Milano Allfunds Bank S.A., via Santa Margherita 7, I-20121 Milano BNP Paribas Securities Services, Succursale di Milano, con sede in Milano, Piazza Lina Bo Bardi, 3
Portugal	BEST - Banco Electronico de Serviço Total S.A., Praça Marquês de Pompal, no. 3 - 3º 1250 - 161 Lisboa
Singapore	Union Bancaire Privée, UBP SA, Singapore Branch, Level 24, One Raffles Quay, South Tower, Singapore 048583
Spain	Allfunds Banks S.a., 57 Nuria, E-28034 Madrid UBP Gestion Institucional S.A., Avenida Diagonal 520 2º, 2a-B, E-08006 Barcelona
Sweden	Skandinaviska Enskilda Banken AB (PUBL) ("SEB"), 106 40 Stockholm
Switzerland	Union Bancaire Privée, UBP SA, 96-98 rue du Rhône, CH-1211 Genève 1
United Kingdom	Union Bancaire Privée, 26-37 Seymour Mews, London, W1H 6BN
OTHER COUNTRIES	Countries where distribution is authorised : Finland, Netherlands

GLOSSARY

Benchmark

Index used as basis for measuring the performance of an investment fund. Also called reference index or comparison index.

Derivatives

Derivatives are financial instruments whose prices depend on the price movements in a reference variable, known as the underlying. Underlying assets may be shares, equity indices, government bonds, currencies, interest rates, commodities like wheat and gold, or also swaps. Derivative financial instruments may be unconditional forward transactions or they may be options. They are traded either on futures and options exchanges on standardised terms, or over-the-counter (OTC) on freely negotiated terms. Changes in the price of the underlying lead in certain situations to considerably higher price fluctuations in the derivative. Derivatives can be used to hedge against financial risks, to speculate on price changes (trading) or to take advantage of price differences between markets (arbitrage).

Duration

Duration is the average time to payout. This key figure is used to measure the influence of interest rate movements on the price of a bond or bond fund. Duration is defined in years (e. g. 3-year duration means that the value of a bond would increase by 3% if interest rates fall by 1% and vice versa).

THIS IS A MARKETING DOCUMENT. It reflects the opinion of Union Bancaire Privée, UBP SA or any entity of the UBP Group (hereinafter "UBP") as of the date of issue. It is not intended for distribution, publication, or use in any jurisdiction where such distribution, publication, or use would be unlawful, nor is it directed at any person or entity at which it would be unlawful to direct such a document.

This document has been made on a best-effort basis, is furnished for information purposes only and does not constitute an offer or a recommendation to purchase or sell any security, unless otherwise provided for in the present disclaimer. The opinions herein do not take into account individual investors' circumstances, objectives, or needs. Each investor must make his own independent decisions regarding any securities or financial instruments mentioned herein. Before entering into any transaction, each investor is urged to consider the suitability of the transaction in relation to his particular circumstances and to independently review, with professional advisors as necessary, the specific risks incurred, in particular at financial, regulatory and tax levels. The information and analysis contained herein has been based on sources believed to be reliable. However, UBP does not guarantee its timeliness, accuracy, or completeness, nor does it accept any liability for any loss or damage resulting from its use. All information and opinions are subject to change without notice. **PAST PERFORMANCE IS NO GUARANTEE OF**

CURRENT OR FUTURE RETURNS. This document has not been produced by UBP's financial analysts and is not to be considered as financial research. The investments mentioned herein may be subject to risks that are difficult to quantify and to integrate into the valuation of investments.

The present document constitutes neither an offer nor a solicitation to subscribe for shares in the fund(s) or sub-fund(s) mentioned, in any jurisdiction where such an offer or solicitation would not be authorised, or to any person to whom it would be unlawful to make such an offer or solicitation. It does not replace the prospectus or any other legal documents that can be obtained free of charge from the registered office of the funds.

Any subscriptions not based on the fund's latest prospectus, KIID or annual or semi-annual reports shall not be acceptable. This document is confidential and intended only for the use of the person to whom it was delivered. This document may not be reproduced (in whole or in part) or delivered to any other person without the prior written approval of UBP.

The Swiss representative and paying agent is Union Bancaire Privée, UBP SA, 96-98, rue du Rhône, P.O. Box 1320, 1211 Geneva 1, Switzerland (UBP). The prospectus, articles of association, KIID and annual and semi-annual reports may be obtained free of charge from UBP as well as from UBP Asset Management (Europe) SA, 287-289 route d'Arlon, 1150 Luxembourg, Grand Duchy of Luxembourg.

In Switzerland, UBP is authorised and regulated by the Swiss Financial Market Supervisory Authority (FINMA); in the United Kingdom, it is authorised by the Prudential Regulation Authority (PRA) and regulated by the Financial Conduct Authority (FCA).